



**E14 - E16** | Compact Excavators



## Durability and reliability at the core

### ■ Tough materials, tested design

Using highly durable materials makes the Bobcat E14 and E16 hard-wearing and robust. The design features are tested under extreme conditions.

We've strengthened the boom and dipperstick and use oversized cylinders with a cylinder-over-the-boom design. In addition, the tail and sides are made of thick steel plate. So you get more durability and reliability, for greater peace of mind.



## Power at your fingertips

### ■ Digging and lifting performance

#### To get more done

The E14 and E16 give you top digging performance and more breakout force. You can work in the toughest conditions, in all kinds of grounds. Plus, they can dig close to their undercarriage, for greater productivity in the tightest areas.

Picking up and placing heavy items is easy with the E14, which can lift more than 300 kg, and the E16, which can lift more than 350 kg.



### ■ Smooth and precise

Smooth operation without any loss of speed or precision: that's what the E14 and E16 hydraulics offer you. So even in confined spaces, you are more relaxed when operating your compact excavator.

## Reach new heights

### ■ Enhanced working range

The superior dumping height makes loading big trucks easy, while the reach at ground level means you don't need to reposition as often when digging.



### ■ Increased visibility and stability

The long dozer blade provides better visibility for dozing and allows you to pick up debris and clean up the job site.

The fully expanded undercarriage and dozer blade give you optimum stability.



## Safe, sound and roomy

### ■ Comfort and security in a spacious cab

Enjoy more leg room in the cab, and better access thanks to the extra-wide door.



Generous leg room, new floor mat and handy travel levers and pedals.



Optional, premium heavy-duty radio.



Convenient 2nd speed switch on the blade control lever.



With a sturdy ROPS/TOPS canopy or cab and retractable seatbelt, you can focus on the job while feeling completely protected! New optional suspension seat.

## The right choice is your choice

### ■ E14

- Retractable undercarriage
- Easy to transport
- Smooth workgroup offering power and speed
- Compact size
- Long dipperstick

#### Options

- 2nd speed
- Long dozer blade

### ■ E16

- Retractable undercarriage
- Smooth workgroup offering power and speed
- Greater digging depth and dumping height
- Stability
- Long dozer blade for dustpanability

#### Options

- Long dipperstick

Both models also offer several other options such as: heated cab, keyless panel, blade extension rubber pads, premium radio, suspension seat, 4 tie-downs and auxiliary hydraulic lines on the dipper stick.



### ■ Easy and immediate access to all daily maintenance components and service points

The wide steel tailgate ensures extra durability and peace of mind while working.



### Transportability

Both the E14 and E16 fit easily on a conventional trailer.



①



① New tie-downs are available as an option.

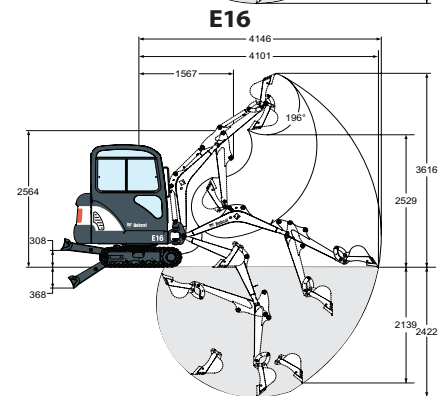
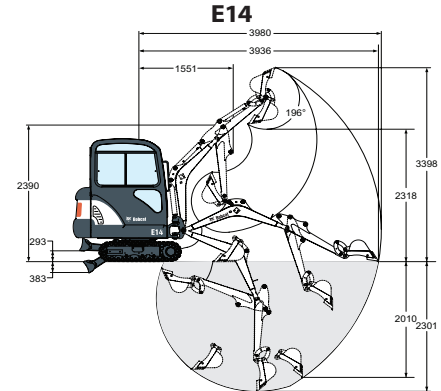


# E14 - E16 | Specifications

	E14	E16
<b>Weights</b>		
Operating weight with ROPS canopy	1371 kg	1615 kg
Operating weight with heated cab	1500 kg	1744 kg
<b>Engine</b>		
Make / Model	Kubota / D722-E2B-BCZ-5	
Fuel / Cooling	Diesel / Liquid	
Maximum power	9.9 kW (at 2500 RPM)	
Torque	42.2 Nm (at 2200 RPM)	
Number of cylinders	3	
Displacement	720 cm <sup>3</sup>	
Bore / Stroke	67 mm / 68 mm	
Alternator	12 V – 40 A – open frame with internal regulator	
Starter	12 V – reduction on drive – 1.4 kW	
<b>Controls</b>		
Steering	Direction and speed controlled by two hand levers or foot pedals	
Hydraulics	Two joysticks control boom, bucket, dipperstick and upper structure slew	
<b>Hydraulic System</b>		
Pump type	Engine-driven triple-section gear pumps	Dual piston pump with gear pump
Pump 1 capacity	10 l/min	11.30 l/min
Pump 2 and 3 capacity	11.25 l/min	15 l/min
Auxiliary flow	32.50 l/min (<110 bar) 21.25 l/min (>110 bar)	30 l/min
Control valve	Nine-spool parallel type, open centre	
<b>Performance</b>		
Digging force, dipperstick	8580 N	9560 N
Digging force, bucket	13140 N	16640 N
Drawbar pull	14854 N	20029 N
Ground pressure with rubber tracks	31 kPa	28 kPa
Travel speed, low range	2.1 km/h	2.9 km/h
Travel speed, high range	3.5 km/h	4.8 km/h
Minimum turning radius	1179 mm	1192 mm
Swing clearance, rear	1068 mm	1068 mm
<b>Slew System</b>		
Boom swing, left	80°	
Boom swing, right	60°	
Slew circle	Single row shear-type ball bearings with internal gear	
Slew drive	Orbit motor	
Slew rate	10.2 RPM	8.1 RPM
<b>Traction</b>		
Track width, rubber, standard	200 mm	230 mm
Number of track rollers per side	3	
Gradeability	30°	
<b>Brakes</b>		
Travel brake	Hydraulic lock on motor	
Slew brake	Hydraulic lock on motor and pin lock	
<b>Fluid Capacities</b>		
Cooling system	5.7 l	
Engine lubrication plus oil filter	3.5 l	
Fuel reservoir	23.8 l	
Hydraulic reservoir	11.2 l	
Hydraulic system with bucket and dipper cylinder retracted, bucket on the ground, and blade down	18.8 l	21.5 l

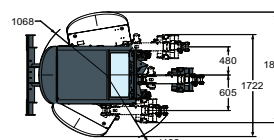
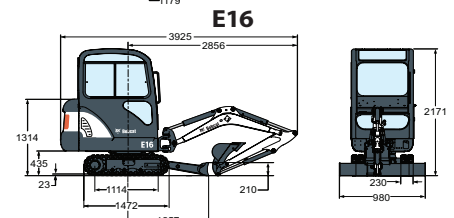
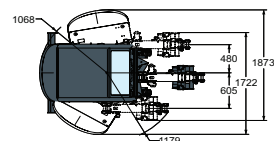
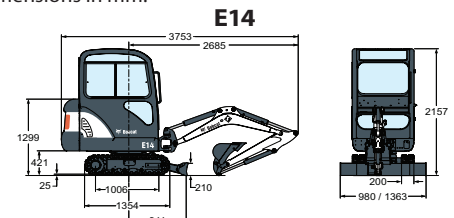
## Working range

All dimensions in mm.



## Dimensions

All dimensions in mm.



www.bobcat.eu



**Bobcat**®

Specifications and design are subject to change without notice. Pictures of Bobcat products may show other than standard equipment.

