



# Self-Propelled Articulating Booms

## ZX™ -135/70

### Specifications

Model	ZX-135/70	
<b>Measurements</b>	<b>US</b>	<b>Metric</b>
Working height maximum*	141 ft	43.15 m
Platform height maximum	135 ft	41.15 m
Horizontal reach max - riser extended	59 ft 2 in	18.03 m
Horizontal reach max - riser retracted	69 ft 9 in	21.26 m
Up and over clearance maximum -		
riser extended	75 ft 6 in	23.01 m
riser retracted	32 ft 6 in	9.91 m
Below ground reach	19 ft 3 in	5.87 m
▲ Platform length - 8 ft / 6 ft model	3 ft / 2 ft 6 in	0.91 m / 0.76 m
▲ Platform width - 8 ft / 6 ft model	8 ft / 6 ft	2.44 m / 1.83 m
▲ Height - stowed	10 ft 1.5 in	3.09 m
▲ Length - stowed	42 ft 5 in	12.93 m
▲ Width - axles retracted	8 ft 2 in	2.49 m
Width - axles extended	12 ft 11 in	3.94 m
▲ Wheelbase - axles retracted	13 ft 6 in	4.11 m
Wheelbase - axles extended	13 ft 6 in	4.11 m
▲ Ground clearance - center	1 ft 3 in	0.38 m

### Productivity

Lift capacity	600 lb	272 kg
Platform rotation	160°	
Vertical jib rotation	110°	
Turntable rotation	360° continuous	
Turntable tailswing - axles extended riser up	2 ft 8 in	0.81 m
Turntable tailswing - riser down	14 ft 1 in	4.29 m
Drive speed - stowed	3.0 mph	4.8 km/h
Drive speed - raised	0.68 mph	1.1 km/h
Lift speed to full height	96 sec	
Gradeability - stowed**	45%	
Tilt sensor activation	front to back: 4.5° and side to side: 4.5°	
Turning radius - axle retracted: inside	26 ft 4 in	8.03 m
outside	32 ft 8 in	9.96 m
Turning radius - axle extended: inside	9 ft 6 in	2.90 m
outside	20 ft 3 in	6.17 m

### Controls

Controls	12 V DC proportional
Tires	445D50/710 18 ply foam-filled

### Power

Power source	74 hp (55 kW) Deutz turbo diesel, Tier 4f, 2.9 L
Auxiliary power unit	12 V DC
Hydraulic tank capacity	65 gal / 246.1 L
Fuel tank capacity	40 gal / 151.4 L

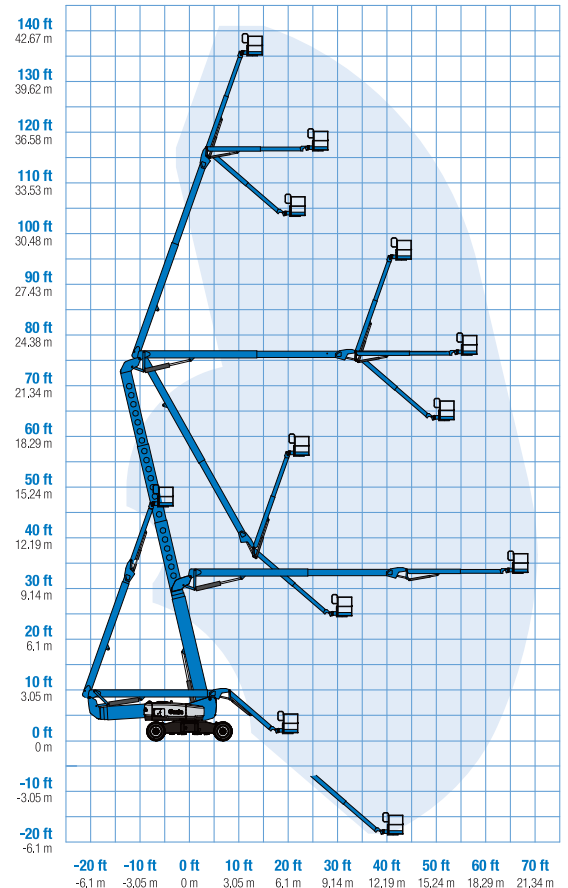
### Weight\*\*\*

46,500 lb / 21,092 kg

### Standards Compliance

ANSI A92.20, CSA B354.6, EN 280, AS 1418.10

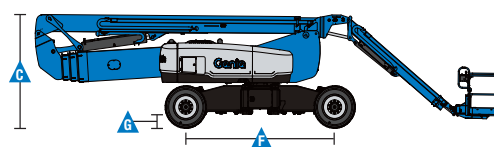
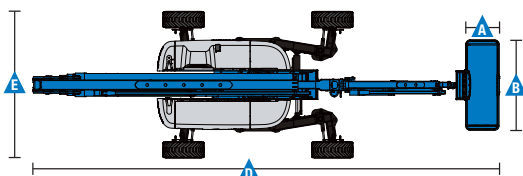
### Range Of Motion ZX-135/70



\* The metric equivalent of working height adds 2 m to platform height. U.S. adds 6 ft to platform height.

\*\* Gradeability applies to driving on slopes. See operator's manual for details regarding slope ratings.

\*\*\* Weight will vary depending on options and/or country standards.





# Self-Propelled Articulating Booms

## ZX™ -135/70

### Features

#### Standard Features

##### Measurements

- 141 ft (43.15 m) working height
- 69 ft 9 in (21.26 m) horizontal reach
- 75 ft 6 in (23.01 m) up and over clearance
- Up to 600 lb (272 kg) lift capacity

##### Productivity

- Mini XChassis™ extendable axles
- 12 to 20 ft (3.66 to 6.1 m) Jib-Extend™
- 160° Hydraulic platform rotation
- Proportional joystick controls
- Hydraulic oil cooler
- Drive enable
- AC power cord to the platform
- Horn
- Hour meter
- Tilt alarm
- Descent alarm
- 360° continuous turntable rotation
- Positive traction 4WD
- Two speed wheel motors
- Four wheel high angle steer
- Four steering modes: front, rear, crab and coordinated
- Four wheel brakes
- On board full diagnostics and engine monitoring display
- Lift Tools™ Work Tray
- Platform Load sense system
- Entry Toeboard
- Lift Connect™ Telematics
- Lift Guard™ Contact Alarm

##### Power

- 12 V DC auxiliary power
- Auto engine fault protection
- Swing out engine tray

#### Easily Configured To Meet Your Needs

##### Platform Options

- Steel 6 ft (1.83 m) platform with side swing gate
- 8 ft (2.44 m) tri-entry platform with side swing gate (standard)

##### Engine Options

- 74 hp (55 kW) Deutz turbo diesel, T4f

##### Drive/Steer

- 4WD (standard)
- 4WS (standard)

##### Tire

- Rough terrain foam-filled (standard)

#### Options & Accessories

##### Productivity Options

- Lift Guard Platform Mesh - Half
- Lift Guard Platform Mesh - Full
- Lift Guard Platform Mesh - Screen (8ft platform only)
- Platform top auxiliary rail
- Welder package
- Welder Ready package
- Cold weather, fire resistant, or biodegradable hydraulic oil
- Hostile environment kit
- Thumb rocker steer
- Light package
- Pipe cradle (pair)\*\*
- Alarm package
- Panel cradle package
- Lockable platform control box cover
- Operator Protective Structure\*\*
- Fall Arrest Bar
- Lift Tools Access Deck\*
- Lift Tools Expo Installer\*

##### Power Options

- 12 kW welder ready AC generator 208 V / 110 V / 60 Hz
- 7.5 kW welder ready AC generator - 208 V / 120 V / 60 Hz
- 3 kW AC generator - 110 V / 60 Hz
- Cold weather kit
- Diesel scrubber/catalytic muffler\*\*\*
- Intake air pre-cleaner
- Positive air shut off system (Deutz engine only)



\* Available as limited regions  
 \*\* Available through aftermarket parts only  
 \*\*\* Tier 4i engine only

#### Genie United States

6464 185th Ave. NE  
 Redmond, WA 98052  
 Telephone +1 (425) 881-1800  
 Toll Free in USA/Canada +1 (800)-536-1800  
 Fax +1 (425) 883-3475

#### Distributed By:

