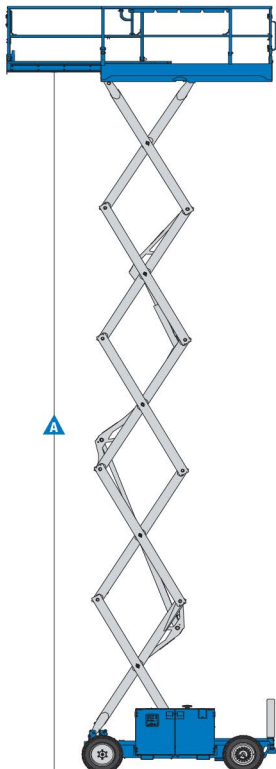
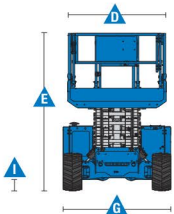
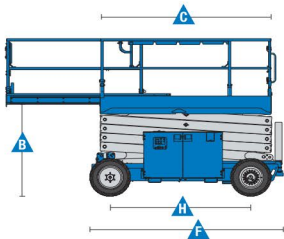




Self-Propelled Scissor Lifts

GS-4069 RT

Specifications



| Models | GS-4069 RT |
|-----------------------------------|------------|
| Measurements | Metric |
| Working height maximum* | 14.02 m |
| ▲ Platform height maximum | 12.2 m |
| Drive height | 12.2 m |
| ▲ Platform height - stowed | 1.65 m |
| ▲ Platform length - outside | 2.79 m |
| extended | 3.96 m |
| Slide-out platform extension deck | 1.52 m |
| ▲ Platform width - outside | 1.6 m |
| Toeboard height | 0.15 m |
| ▲ Height - stowed** | 2.74 m |
| rails lowered | 2.08 m |
| ▲ Length - stowed | 3.12 m |
| platform extended | 4.5 m |
| with outriggers | 3.76 m |
| ▲ Width | 1.75 m |
| ▲ Wheelbase | 2.29 m |
| ▲ Ground clearance - center | 0.24 m |

Productivity

| | |
|-------------------------------|-----------|
| Maximum platform occupancy*** | 3 |
| Lift capacity | 363 kg |
| Extension deck capacity | 136 kg |
| Drive speed - stowed | 5.6 km/h |
| Drive speed - raised | 0.5 km/h |
| Gradeability - stowed**** | 35% |
| Maximum outrigger leveling: | |
| front/back uphill | |
| side to side | |
| Turning radius - inside | 2.11 m |
| Turning radius - outside | 4.6 m |
| Raise/lower speed | 69/46 sec |
| Controls | |
| Drive | |
| Tires - rough terrain | 30x66 cm |

Power

| | |
|--------------|---|
| Power source | Kubota DF-972 gas/LPG 29 hp Kubota D-1105 Diesel 24.8 hp Perkins 403D-11 Diesel 26 hp |
|--------------|---|

| | |
|---------------------------|--------|
| Fuel tank capacity | 37.9 L |
| Hydraulic system capacity | 68.1 L |

Weight*****

| | |
|-----------------|----------|
| | 4,647 kg |
| with outriggers | 5,039 kg |

Standards Compliance

ANSI A92.6, CSA B354.2, CE Compliance, AS 1418.10

* The metric equivalent of working height adds 2 m to platform height. U.S. adds 6 ft to platform height.

** Based on RT tires; deduct 2 in (5.8 cm) for turf and non-marking tires.

*** CE/AUS markets: GS™-3369 and GS™-4069 are limited to 2 person platform occupancy when used outdoors.

**** Gradeability applies to driving on slopes. Gradeability may vary depending on the weight of options installed on machine. See operator's manual for details regarding slope ratings.

***** Weight varies depending on options and country standards.