



SELF-PROPELLED SCISSOR LIFTS

GS™-4390 RT



Specifications

MODELS		GS™-4390 RT
MEASUREMENTS		Metric
Working height maximum*		15.11 m
A Platform height maximum		13.11 m
B Platform length:		3.89 m
outside, extended single deck		5.34 m
C outside, extended dual deck		6.57 m
D Slide-out platform extension deck - front		1.52 m
E Slide-out platform extension deck - rear		1.22 m
F Platform width - outside		1.83 m
Platform height - stowed**		1.80 m
G Height - stowed		2.93 m
rails lowered		2.25 m
H Length - stowed: single deck		3.94 m
dual deck		3.98 m
with outriggers		4.88 m
Length - extended:		
single deck		5.40 m
dual deck		6.57 m
super deck		7.38 m
I Width - standard tyres		2.29 m
high flotation tyres		2.57 m
J Wheelbase		2.84 m
K Ground clearance - centre		36 cm

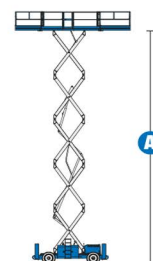
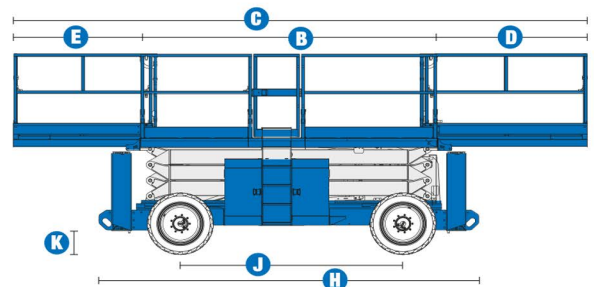
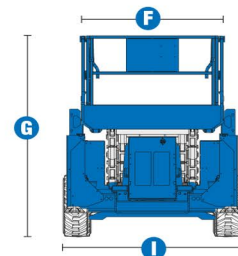
PRODUCTIVITY	
Max platform occupancy	7
Lift capacity	680 kg
Drive speed - stowed	6.4 km/h
Drive speed - raised	1.1 km/h
Gradeability***	50%
Turning radius - inside	2.16 m
Turning radius - outside	5.33 m
Controls	proportional
Raise / lower speed	45 / 39 sec
Tyres - foam-filled rough terrain	30 x 84 cm

POWER	
Power source	Deutz diesel D2011L03i 49 hp (36 kW)
Fuel tank capacity	113.6 L
Hydraulic system capacity	113.6 L

WEIGHT****	
	5,949 kg

Unit weight modifiers for options		
Outriggers*****		add 780 kg
Super deck		add 220 kg
Non marking tyres RT		add 466 kg

STANDARDS COMPLIANCE	CE EN280, PB-10-611-03
----------------------	------------------------



* The metric equivalent of working height adds 2 m to platform height. U.S. adds 6 ft to platform height.
 ** Based on RT tyres. Deduct 5.8 cm (2 in) non-marking tyres.
 *** Gradeability applies to driving on slopes. See operator's manual for details regarding slope ratings.
 **** Weight will vary depending on options and/or country standards
 ***** Standard on GS-5390RT and with super deck.