



Articulated Boom Lifts

ANSI A92.20, CSA B354.6

Genie® Z®-34/22 IC

Specifications

Models	Z-34/22 IC	
Measurements	US	Metric
Working height max.(1)	40 ft 7 in	12.54 m
Platform height max.	34 ft 7 in	10.54 m
Horizontal reach max.	22 ft 3 in	6.78 m
Up and over clearance max.	15 ft 1 in	4.60 m
A Platform length	2 ft 6 in	0.76 m
B Platform width	4 ft 8 in	1.42 m
C Height - stowed	6 ft 9 in	2.06 m
D Length - stowed	18 ft 7 in	5.66 m
E Storage height	7 ft 6 in	2.29 m
F Storage length	13 ft 6 in	4.11 m
G Width (Tires)	6 ft 1 in	1.85 m
H Wheelbase	6 ft 2 in	1.88 m
I Ground clearance - center	6.5 in	0.17 m

Productivity

Lift capacity max. - unrestricted	500 lb	227 kg
Platform rotation	180°	
Jib length	4 ft	1.22 m
Vertical jib rotation	139°	
Turntable rotation	355°	
Turntable tailswing	0 in	0 cm
Drive speed - stowed ⁽²⁾	3.0 mph	4.8 km/h
Drive speed - raised	0.68 mph	1.1 km/h
Gradeability - stowed ⁽²⁾	45%	
Tilt sensor activation (front to back/side to side)	2.5° - 4.5° / 4.5°	
Turning radius - inside/outside	5 ft 11 in / 13 ft 6 in	1.80 m / 4.11 m
Tires (solid, non-marking)	10×16.5 in	25×42 cm

Power

Power	Diesel
Auxiliary power unit	12V DC
Hydraulic tank capacity	19 gal / 71.9L
Fuel tank capacity	9 gal / 34L

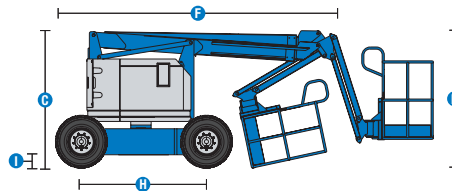
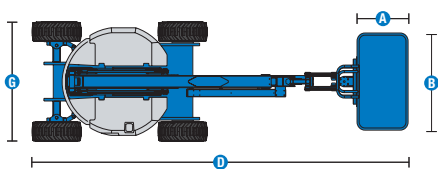
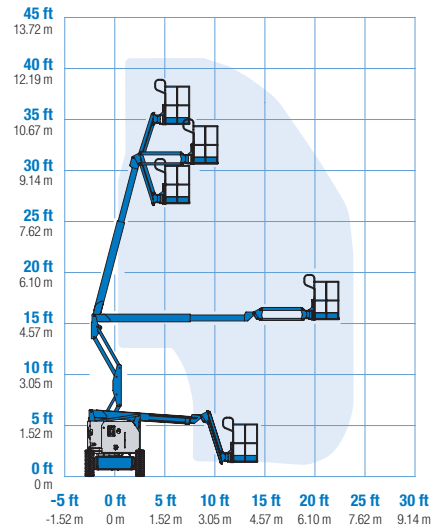
Weight(3) and Floor Loading(4)

Weight	11,010 lb	4,994 kg
Tire contact pressure	45 psi	310 kPa
Occupied floor pressure (tires)	221 psf	10.58 kPa

Sound and Vibration Levels

Sound Pressure level (ground workstation)	81 dBA
Sound Pressure level (platform workstation)	80 dBA
Vibrations	8 ft 2 in/s ² / 2.5 m/s ²

Range of motion Z-34/22 IC



(1) The metric equivalent of working height adds 2 m to platform height. The imperial equivalent adds 6 ft to platform height.

(2) Gradeability applies to driving on slopes and may vary depending on options and machine configurations. See operator's manual for details regarding slope ratings.

(3) Weight refers to standard configuration and may vary depending on options and/or country standards.

(4) Floor loading information is approximate and may vary depending on options and machine configurations. It should be used only with adequate safety factors.



Articulated Boom Lifts

ANSI A92.20, CSA B354.6

Genie® Z®-34/22 IC

SKU: Standard Model

- **Z34IC001A30002:** Z-34/22 IC, 4WD
- **Z34IC001A30003:** Z-34/22 IC, Cold weather package, 4WD
- **Z34IC001AD0001:** Z-34/22 IC, 28 hp, GM .998L, Gas/LPG, Gauge package, 4WD

* Build to Order

Option availability		S	S+	BtO
Power	24.8 hp, 18.5 kW, Kubota D1105, Diesel, T4i/T4f, Stage IIIA/V, CN IV	✓	✓	✓
	28 hp, 21.6 kW, GM .998L, Gas/LPG			○
	Cold weather package			○
	Engine gauge package			○
	LPG tank 33.5 lb		○	○
Platform	3ft 10in/1.17m steel platform			○
	4ft 8in/1.42m steel platform	✓	✓	✓
	Air line to platform			○
	Control box covers		○	○
	Lift Guard Half Mesh panels with swing gate			○
	Lift Guard Half Mesh panels with swing gate			○
	Light Package: drive and work lights		○	○
	Platform auxiliary top rail			○
	Platform swing gate			○
	2.2kW AC Generator, 110V/60Hz			○
	4ft/1.2m Jib	✓	✓	✓
	AC Power cord to platform	✓	✓	✓
	Alarm package: flashing beacons, descent, travel and tilt alarms	✓	✓	✓
	Drive enable system	✓	✓	✓
	Horn	✓	✓	✓
	Lift Guard Contact Alarm	✓	✓	✓
	Lift Guard Lanyard Alert			○
Lift Guard Lanyard Alert Advanced			○	
Chassis	Platform load sense system	✓	✓	✓
	Proportional controls	✓	✓	✓
	Self-leveling platform	✓	✓	✓
	Lift Connect Telematics		○	○
	Telematics-ready	✓	✓	✓
	Lift Connect with Access Manager upgrade		○	○
	Biodegradable hydraulic oil			○
	Cold weather hydraulic oil			○
	Fire resistant hydraulic oil			○
	Industrial, foam-filled, non-marking tires			○
	Rough terrain, foam-filled tires	✓	✓	✓
	Hostile environment kit			○
	2 speed wheel motors	✓	✓	✓
2 wheel steering	✓	✓	✓	
Chassis tilt drive function cut-out	✓	✓	✓	
Chassis tilt lift function cut-out	✓	✓	✓	
Dual parallelogram lift linkage	✓	✓	✓	
Hour meter	✓	✓	✓	
Hydrostatic drive system	✓	✓	✓	
Solid, non-marking tires	✓	✓	✓	

- S Standard
- S+ Standard +
- BtO Build to Order
- ✓ Standard Features
- Options



Zero Tailswing



4W Drive



Dual Parallel Linkage



Genie Genuine Accessories⁽¹⁾

- Lift Tools Productivity Tools
- Lift Connect Telematics
- Tech Pro Link Handheld Device

(1) More accessories available from Genie Genuine Parts.

Product specifications are subject to change without notice or obligation. Photographs and/or drawings herein are for illustrative purposes only. Refer to the appropriate Operator's Manual for instructions on proper equipment use. Failure to follow instructions in the Operator's Manual may result in serious injury or death. The only warranty applicable to our equipment is the standard written warranty applicable to the particular product and sale and we make no other warranty, express or implied. Products and services listed may be trademarks, service marks or trade names of Terex Corporation and/or their subsidiaries in the USA and many other countries. Terex, Genie, Quality By Design, Xtra Capacity, Lift Power, Lift Guard, Lift Tools, Lift Connect and Tech Pro Link are registered trademarks of Terex Corporation or its subsidiaries.

01/26