

TECHNICAL DATA SHEET

# **MRT 2550 PRIVILEGE +** **Manitou Telescopic**



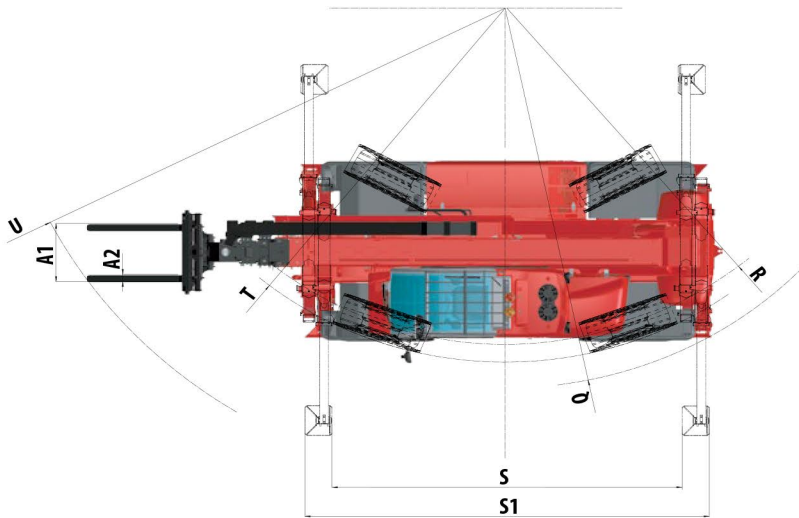
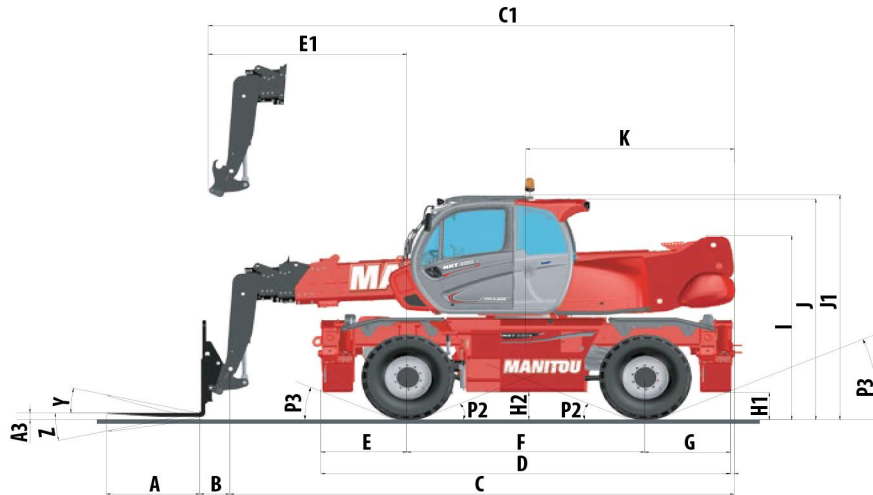


# MRT 2550 PRIVILEGE +



MRT 2550 Privilege +	
<b>Lifting</b>	
Max. capacity with forks at 500 mm LC	4999 kg
Max. lifting height	24.70 m
Max. outreach	21.40 m
<b>Tyres</b>	445 / 65 R22.5
<b>Stabilizers</b>	duplex telescopic simultaneously and individually controlled
<b>Full continuous rotation</b>	turret mounted on a double slew ring with internal gearing / slewing system with negative brake
<b>Frame levelling / oscillating axle</b>	on front axles +/- 8° oscillating rear axle with automatic hydraulic lock out on rotation (> +/- 7.5°) and boom height (> 55°)
<b>Braking</b>	
Service brake	oil bath multiple disc brakes hydraulically assisted on both axles
Parking brake	automatic negative parking brake
<b>Engine</b>	
Type	MERCEDES - STAGE 4 - FINAL TIER 4
Displacement	OM 934 E4-5
Power	4 cylinders - 5.13 liters
Max torque	156 HP/115 kW
Gradeability	675 Nm - from 1200 to 1500 rpm
Batteries	40%
<b>Transmission</b>	24 V: 2x 12V - 120 Ah - 850 A
Drive wheels	hydrostatic
Steering mode	4 wheel drive
Max. travel speed <small>(may vary according to applicable regulations)</small>	4 wheel steer - 3 steering modes
<b>Controls</b>	36 kph
<b>Hydraulics</b>	2 multi-function joysticks
Hydraulic pump	115 l/min – 275 bar gear type
<b>Capacities</b>	
Hydraulic oil	225 l
Fuel	305 l
Urea (AdBlue type *)	57 l
<b>Unladen weight (with forks)</b>	18900 kg
<b>Dimensions</b>	
Overall width	2.49 m
Overall width <small>(stabilizers extended)</small>	5.55 m
Overall height	3.05 m
Overall length to carriage	7.84 m
Turning radius <small>(over tyres)</small>	4.88 m
Ground clearance	0.35 m
Standard forks <small>(length x width x thickness)</small>	1200 x 150 x 50 mm
<b>Safety</b>	load state monitoring system (crane norm) attachement recognition system (E-Reco) cab compliant with ROPS / FOPS level II standard
<b>Noise and vibration</b>	
Noise at driving position (LpA)	79.7 dB
Environmental noise (LwA)	104 dB
Vibration to whole hand/arm	<2.50 m/s <sup>2</sup>

# MRT 2550 PRIVILEGE+



mm	MRT2550
A	1200
A1	150
B	385
C	7450
C1	7745
D	5350
E	1150
E1	3045
F	3050
G	1150
H1	350
H2	350
I	2630
J	3000
J1	3050
K	3175

mm	MRT2550
L	2050
M	2490
N	5140
O	5555
P	230
P2	15°
P3	22°
Q	5235
R	4650
S	4500
S1	5190
T	4880
U	6915
V	950
Y	12°
Z	105°

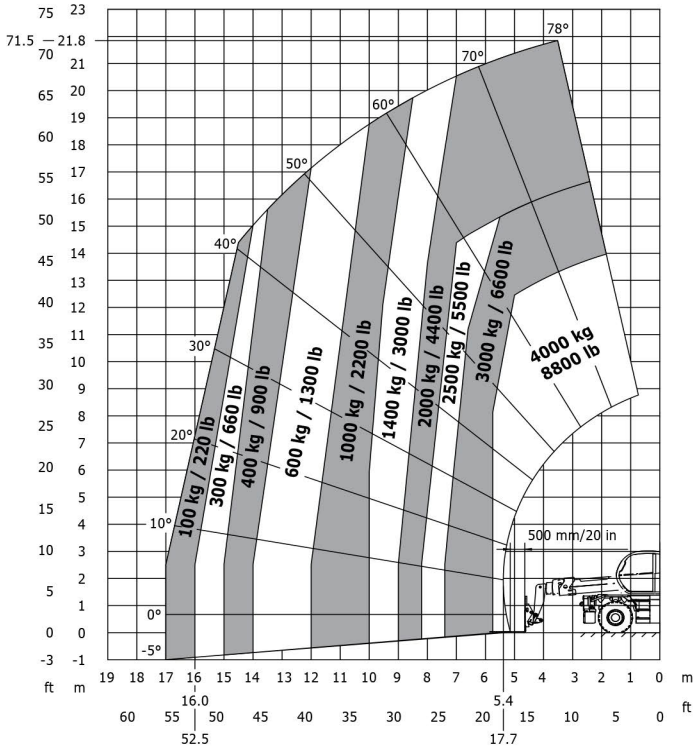




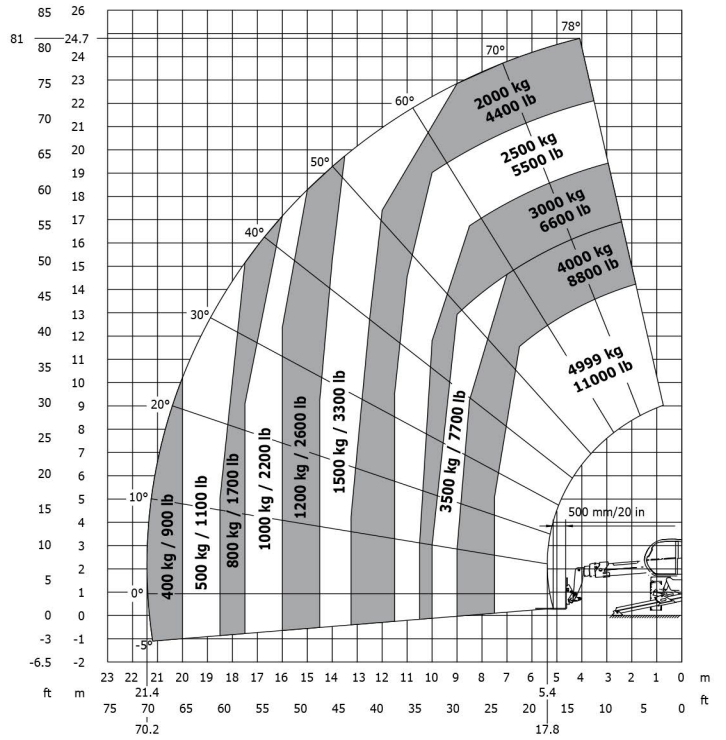
# MRT 2550 PRIVILEGE +



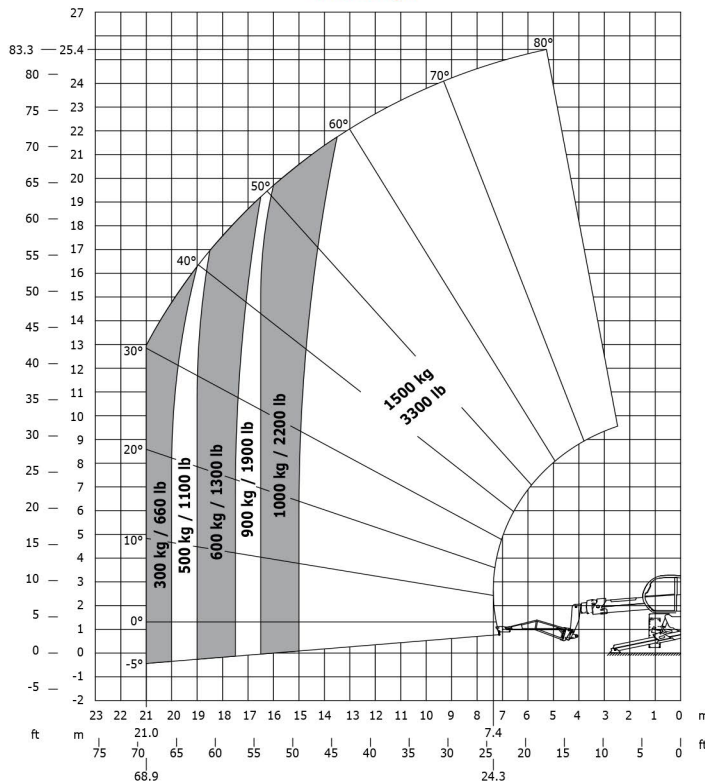
**Frontal on wheels  
with forks**



**Rotation on extended stabilizers  
with forks**



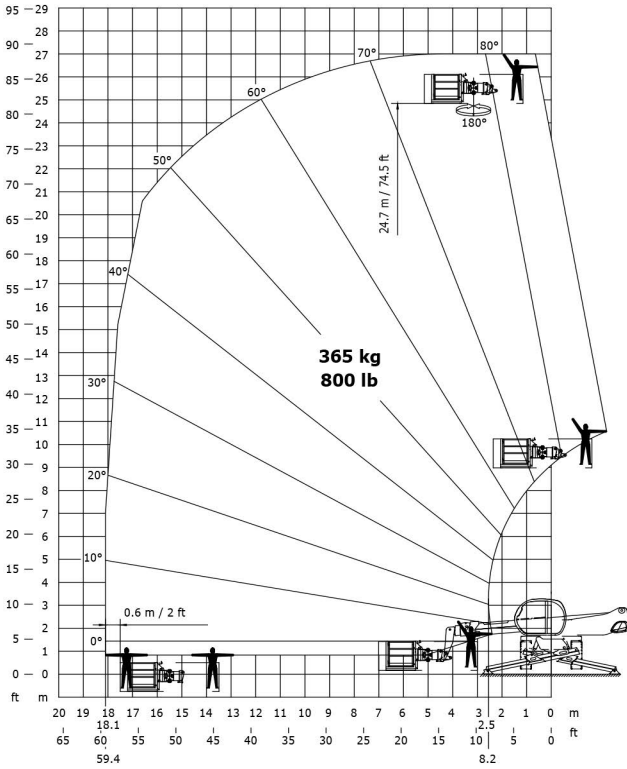
**Rotation on extended stabilizers  
with 1500 jib**



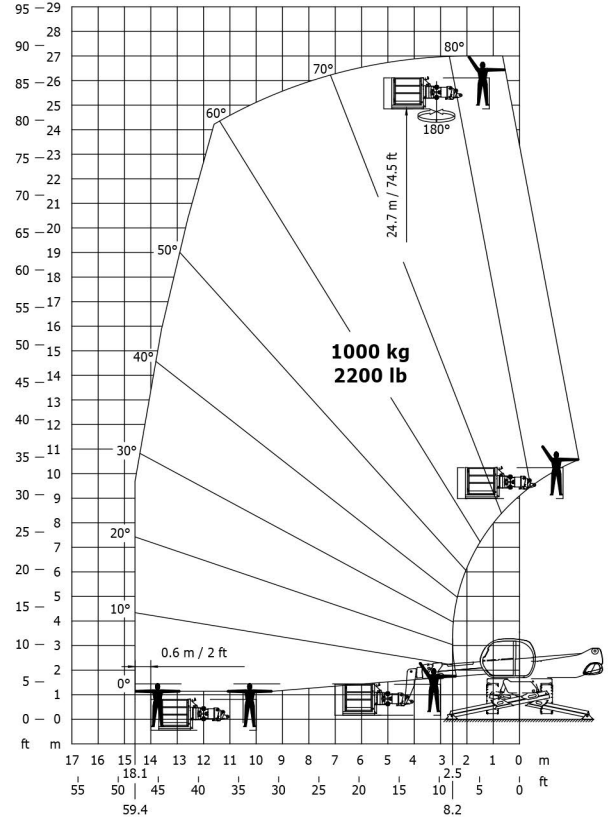
# MRT 2550 PRIVILEGE +



**Rotation on extended stabilizers  
with 365 kg platform**



**Rotation on extended stabilizers  
with 1000 kg platform**



**Rotation on extended stabilizers  
with 5000 kg winch**

