



RX 60 Technical Data Electric Forklift Truck

RX 60-25



first in intralogistics



RX 60-25/35 Electric Forklift Truck
Emissions-free efficiency for every use

Distinguishing marks	1.1	Manufacturer			STILL	
	1.2	Manufacturer's type designation			RX 60-25	
	1.2.1	Manufacturer model number			6345	
	1.3	Drive			Electro	
	1.4	Operation			Seated	
	1.5	Nominal load capacity/load	Q	kg	2500	
	1.6	Load centre distance	c	mm	500	
	1.8	Load spacing	x	mm	445	
	1.9	Wheel base	y	mm	1595	
Weights	2.1	Weight incl. battery		kg	4585	
	2.2	Axle weight with load	front/rear	kg	6287/798	
	2.3	Axle weight without load	front/rear	kg	2306/2279	
Tyres/chassis	3.1	Tyres			Superelastic	
	3.2	Tyre size	front	mm	225/75-10 (23 x 9-10)	
	3.2	Tyre size	rear	mm	180/70-8 (18 x 7-8)	
	3.5	Number of wheels (x = driven)	front/rear		2x/2	
Basic dimensions	3.6	Track width	front/rear	b ₁₀ /b ₁₁	mm	992/900
	4.1	Angle of mast/fork carriage	forward/backward ⁴	α/β	°	5/7
	4.2	Height of mast	when retracted	h ₁	mm	2200
	4.3	Free lift		h ₂	mm	160
	4.4	Lift ¹		h ₃	mm	3020
	4.5	Height of mast	when extended	h ₄	mm	3650
	4.7	Height above protected roof (cabin)		h ₆	mm	2210
	4.8	Seat height in terms of SIP		h ₇	mm	1262
	4.12	Coupling height		h ₁₀	mm	485/365
	4.19	Total length		l ₁	mm	3353
	4.20	Length including fork backs		l ₂	mm	2353
	4.21	Total width		b ₁	mm	1199
	4.22	Fork dimensions		s/e/l	mm	40/100/1000
	4.23	Fork carriage ISO 2328, class/form A, B				ISO II A
	4.24	Fork carriage width		b ₃	mm	1150
	4.31	Ground clearance under mast		m ₁	mm	125
	4.32	Ground clearance centre wheel base		m ₂	mm	125
	4.34.1	Working aisle width with pallet 1000 x 1200 crossways ⁴		A _{st}	mm	3678
4.34.2	Working aisle width with pallet 800 x 1200 lengthways ⁴		A _{st}	mm	3877	
4.35	Turning radius		W _a	mm	2032	
4.36	Smallest pivoting distance		b ₁₃	mm	539	
Performance data	5.1	Driving speed	with/without load	km/h	19/20	
	5.2	Lifting speed	with/without load	m/s	0.53/0.55	
	5.3	Lowering speed	with/without load	m/s	0.54/0.45	
	5.5	Drawbar pull	with/without load	N	8000/8110	
	5.6	Max. drawbar pull	with/without load	N	17440/17220	
	5.7	Gradeability	with/without load	%	21.3/29.5	
	5.8	Max. gradeability	with/without load	%	25.5/29.7	
	5.9	Acceleration time	with/without load	s	4.5/4.2	
	5.10	Service brake			Electric/mechanical	
	Electric engine	6.1	Drive motor, output with S2 60 min		kW	15
6.2		Lifting motor, output with S3 15%		kW	16.3	
6.3		Battery according to DIN 43531/35/36 A, B, C, no			DIN 43536 A	
6.4		Battery voltage	U	V	80	
6.4.1		Battery capacity K _s		Ah	560 - 620	
6.5		Battery weight		kg	1558	
6.6		Energy consumption 60 VDI combustion cycles/hour		kWh/h	6.7	
Misc.	10.1	Working pressure for accessory equipment		bar	250	
	10.2	Oil volume for accessory equipment		l/min	30	
	10.7	Sound pressure level L _{pAZ} (operator's position) ²		dB(A)	<70	
		Human vibrations: acceleration in accordance with EN 13059		m/s ²	<0.7	
	10.8	Trailer coupling, item/DIN type			Bolt	

¹ The specified rated lift takes into consideration the tyre deflection and the tolerances of the tyre diameter

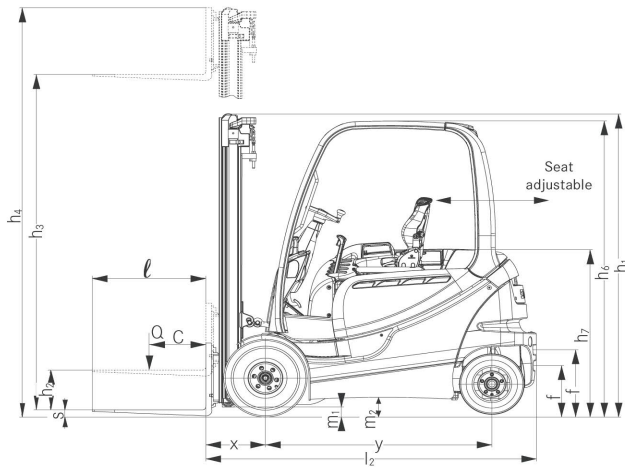
² Without cab. Different values with cab

³ Fork overhang not included

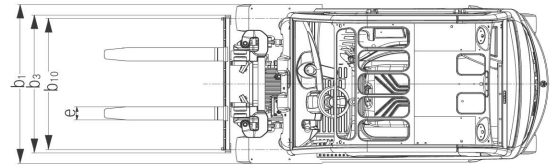
⁴ For telescopic, NiHo and triplex mast

This specification sheet, which conforms to VDI guideline 2198, provides the technical values for the standard equipment only. Different tyres, other masts, the use of accessories, etc. may result in other values.

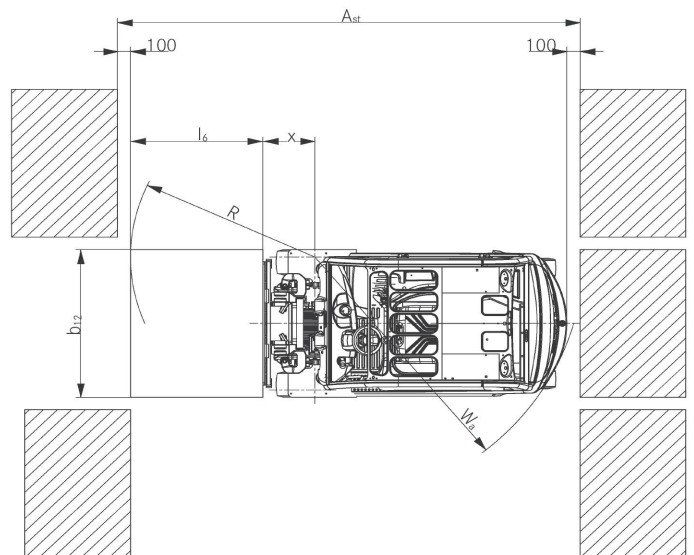
RX 60-25/35 Electric Forklift Truck
Technical Drawings



Side view



Top view



Top view

Gradients

Maximum distance that can be driven in 60 minutes.

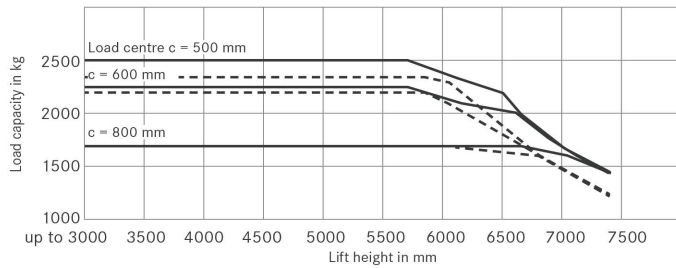
Example: with a load of 2,500 kg and an incline of 10%, an RX 60-25 can drive a distance of 600 m up to ten times per hour.

	Gradient	Maximum distance in m
With load		
RX 60-25		
	20%	2670
	15%	4590
	10%	6000
	5%	8950
Without load		
	25%	3770
	20%	5340
	15%	6480
	10%	8280
	5%	12400

Dry rough concrete = coefficient of friction 0.8
Battery: standard as per specification sheet

RX 60-25/35 Electric Forklift Truck Basic Load Capacities

RX 60-25 triplex mast



— without side shifter - - - with fitted side shifter

RX 60-25 Electric Forklift Truck Mast Tables

				Triplex mast
RX 60-25	Nominal lift	h_3	mm	4360-5390
	Overall height	h_1	mm	2100-2475
	Free lift 4 rollers fork carriage	h_2	mm	1470-1850
	Free lift 6 rollers fork carriage	h_2	mm	1320-1700
	Maximum height 4 rollers fork carriage	h_4	mm	5040-6070
	Maximum height 6 rollers fork carriage	h_4	mm	5190-6220
	Adjustable fork spread		mm	216 / 368 (telescopic, HiLo) / 521 (triplex) / 673 / 826 / 902 (fork carriage width 1150 mm) / 978 (fork carriage width 1300 mm/1600 mm) / 1054 (fork carriage width 1300 mm) / 1130 (fork carriage width 1600 mm) / 1283 (fork carriage width 1600 mm) / 1359 (fork carriage width 1600 mm)
	Overall length RX 60-25	l_2	mm	2353
	Overall length RX 60-25L	l_2	mm	2498
	Load spacing	x	mm	445
	Tyres	front/rear	mm	225/75-10//180/70-8
	Track	front/rear	b_{10}/b_{11}	mm 992/900
Maximum width	b_1	mm	1199	