

**STILL**

## RX 60 Technical Data Electric Forklift Truck

RX 60-80/900



**IFOY AWARD**  
international forklift truck  
of the year 2015

first in intralogistics



**RX 60/80 Electric Forklift Truck**  
Making light work of things

This specification sheet, which conforms to VDI guideline 2198, provides the technical values for the standard equipment only.  
Different tyres, other masts, the use of accessories, etc., may result in other values.



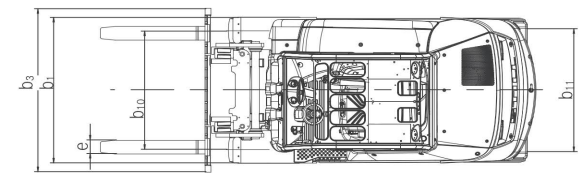
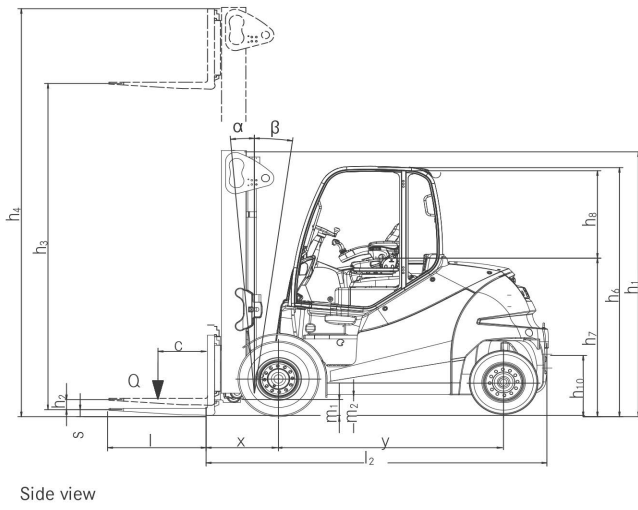
Distinguishing marks	1.1	Manufacturer			STILL	
	1.2	Manufacturer's type designation			<b>RX 60-80/900</b>	
	1.2.1	Manufacturer model number			6344	
	1.3	Drive			Electric	
	1.4	Operator type			Seated	
	1.5	Rated capacity/rated load	Q	kg	8000	
	1.6	Load centre distance	c	mm	900	
	1.8	Load distance, centre of drive axle to fork	x	mm	750	
	1.9	Wheel base	y	mm	2285	
Weights	2.1	Empty weight (incl. battery)		kg	15430	
	2.2	Axle loading, laden	front/rear	kg	21306/2124	
	2.3	Axle loading, unladen	front/rear	kg	7097/8333	
Tyres/chassis	3.1	Tyres			Superelastic	
	3.2	Tyre size	front	mm	315/70-15	
	3.3	Tyre size	rear	mm	28 x 12.5-15	
	3.5	Wheels, number (x = driven)	front/rear		4x/2	
	3.6	Tread	front/rear	b <sub>10</sub> /b <sub>11</sub>	mm	1561/1432
	Basic dimensions	4.1	Angle of mast/fork carriage	forward/backward	α/β	°
4.2		Height of mast when retracted		h <sub>1</sub>	mm	2710
4.3		Free lift		h <sub>2</sub>	mm	150
4.4		Lift <sup>1</sup>		h <sub>3</sub>	mm	2750
4.5		Height of mast when extended		h <sub>4</sub>	mm	4140
4.7		Height above protected roof (cab)		h <sub>6</sub>	mm	2697
4.8		Seat height in terms of SIP		h <sub>7</sub>	mm	1719
4.12		Clutch height		h <sub>10</sub>	mm	520/670
4.19		Total length		l <sub>1</sub>	mm	5335
4.20		Length including fork backs		l <sub>2</sub>	mm	3535
4.21		Overall width		b <sub>1</sub>	mm	<b>2220</b>
4.22		Fork dimensions		s/e/l	mm	70/200/1800
4.23		Fork carriage ISO 2328, class/type A, B				ISO IV A
4.24		Fork carriage width		b <sub>3</sub>	mm	2180
4.31		Ground clearance under mast		m <sub>1</sub>	mm	220
4.32		Ground clearance, centre wheel base		m <sub>2</sub>	mm	210
4.34.1	Working aisle width with pallet 1000 x 1200 crossways		A <sub>st</sub>	mm	4999 <sup>3</sup>	
4.34.2	Working aisle width with pallet 800 x 1200 lengthways		A <sub>st</sub>	mm	5199 <sup>3</sup>	
4.35	Turning radius		W <sub>a</sub>	mm	3049	
4.36	Smallest pivoting distance		b <sub>13</sub>	mm	877	
Performance data	5.1	Driving speed	laden/unladen	km/h	14/17	
	5.2	Lifting speed	laden/unladen	m/s	0.28/0.37	
	5.3	Lowering speed	laden/unladen	m/s	0.53/0.42	
	5.5	Traction	laden/unladen	N	27997/28295	
	5.6	Max. traction	laden/unladen	N	44000	
	5.7	Gradeability	laden/unladen	%	15.5/22.5	
	5.8	Max. gradeability	laden/unladen	%	16.0/23.0	
	5.9	Acceleration time (15 m)	laden/unladen	s	6.0/5.2	
	5.10	Service brake			Mechanic/ hydraulic	
	Electric engine	6.1	Drive motor, output with S3 = 60 min		kW	2 x 10.5
6.2		Lifting motor, output at 15% ED		kW	2 x 21.0	
6.3		Battery in accordance with DIN 43531/35/36 A, B, C, no			DIN 43536 A	
6.4		Battery voltage	U	V	80	
6.4.1		Battery capacity	K <sub>5</sub>	Ah	1120 (-1240)	
6.5		Battery weight		kg	2824	
6.6		Energy consumption, 45 VDI combustion cycles/hour		kWh/h	17.7	
6.7		Handling capacity		t/h	420.0	
6.8	Energy consumption at handling capacity		kWh/h	19.8		
Miscellaneous	10.1	Working pressure for accessory equipment		bar	250	
	10.2	Oil volume for accessory equipment		l/min	60	
	10.7	Sound pressure level L <sub>pAZ</sub> (operator's position) <sup>2</sup>		dB(A)	<70	
		Human vibrations: acceleration in accordance with EN 13059		m/s <sup>2</sup>	<0.7	
10.8	Trailer coupling, item/DIN type			Bolt		

<sup>1</sup> The nominal lift stated includes the tyre deflection and tyre diameter tolerances

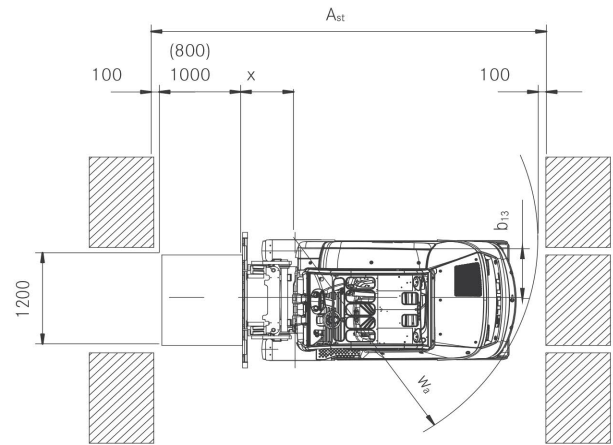
<sup>2</sup> Excluding cab. Different values with cab

<sup>3</sup> Fork arm overhang not considered

RX 60/80 Electric Forklift Truck  
Technical Drawings



Top view



Mast Table

			Triplex mast
RX 60-80/900	Overall height	h <sub>1</sub>	mm 2860
	Free lift	h <sub>2</sub>	mm 1405
	Nominal lift	h <sub>3</sub>	mm 4405
	Maximum height	h <sub>4</sub>	mm 5795
	Maximum width	b <sub>1</sub>	mm 2220
	Superelastic tyres	front/rear	SE twin 315/70-15 // SE 28 x 12.5-15
	Track	front/rear	mm 1561 / 1432

Extra: Positioner CASCADE  
Width 2220 mm  
Opening 560 - 2080 mm



RX 60/80 Electric Forklift Truck  
Basic Load Capacities

Load capacity RX 60-80/900 Triplex mast

